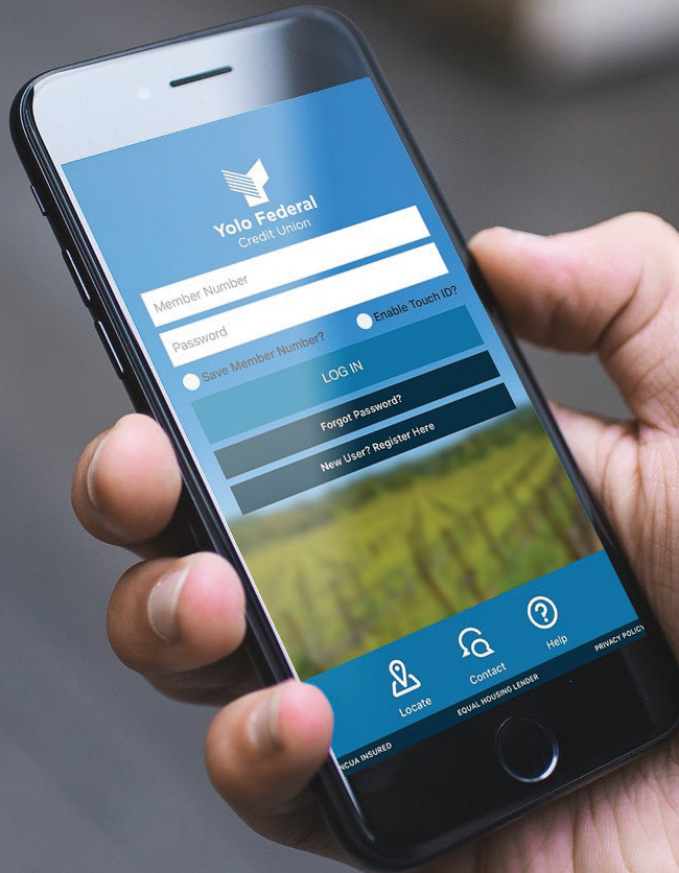




**Yolo Federal**  
Credit Union



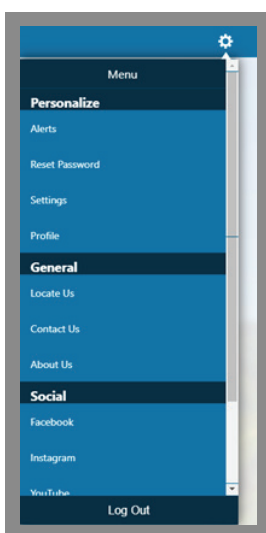
USER GUIDE  
**Security Alerts**

# Monitor

## Security Alerts

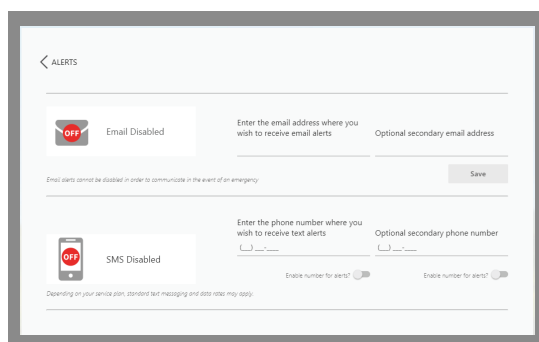
Security Alerts can be set up to notify you when something changes on your account, such as your phone number or email address.

1 To enable Security Alerts, click the **settings gear symbol** in the top right-hand corner of the screen.



2 Click **Alerts**

3 **Set up** how you would like to be notified (email or text).



4 Click the **icon** next to the alert you wish to set up to **activate**.

