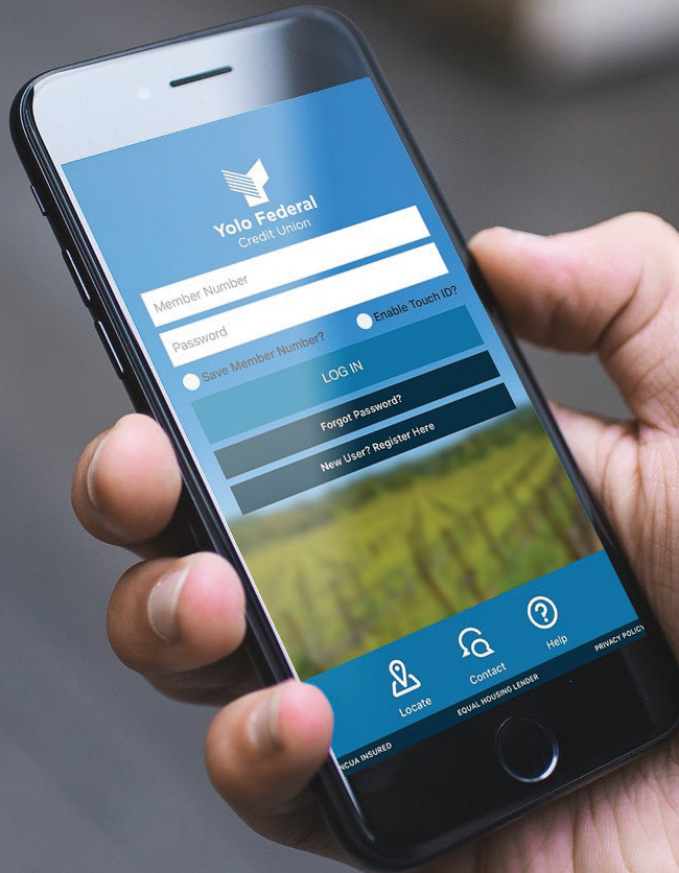




Yolo Federal
Credit Union



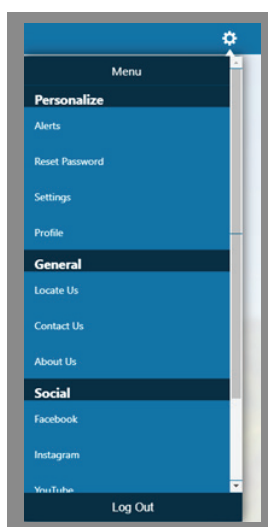
USER GUIDE
Account Alerts

Monitor

Account Alerts

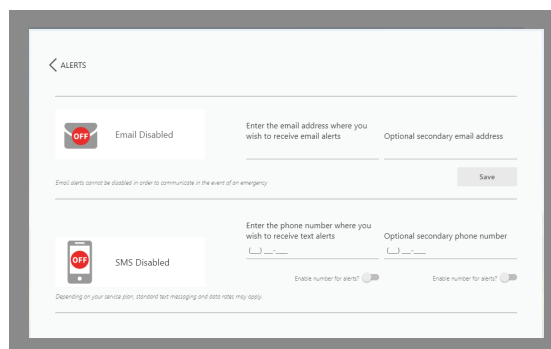
Account Alerts can be set up to notify you when your account balance falls below a set amount or when a credit or debit above a specific amount clears your account.

1 To enable Account Alerts, click the **settings gear symbol** in the top right-hand corner of the screen.



2 Click **Alerts**

3 **Set up** how you would like to be notified (email or text).



4 **Select the account** you wish to place the alert on and **add the amount** for the alerts you wish to set.

