



**YOLO FEDERAL JR. SAVERS**



**ACTIVITY BOOK**

# ***CAN YOU HELP PENNY FIND THESE WORDS IN THE PUZZLE?***

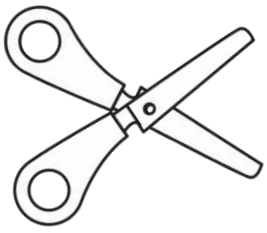


Hi! I'm Penny the Pig. Let's learn about money.

***SAVE  
EARN  
SPEND  
PENNY  
YOLO  
PIGGY  
MONEY  
DIME***

# WORD SEARCH

P S A V E A D  
I E A U N E N  
G M N R A M E  
G O A N A I P  
Y E L A Y D S  
E A P O C G E  
M O N E Y A S



Cut out the picture below and decide if it is a want or a need. Then glue the picture under the correct sign.




Pets



Clothing



House




Water



Toys



Candy



Bike



Vegetables



Video Games



Sleep



Tooth Brush



Ice Cream

# WANTS

A WANT is something you would like to have but do not need.


A large blue rounded rectangle containing six dashed-line boxes for writing, arranged in two rows of three.

# NEEDS

A NEED is something you have to have to live.

A large blue rounded rectangle containing six dashed-line boxes for writing, arranged in two rows of three.

A Piggy Bank holds the money you want to save for the future. The more you save now, the more you will have later.



***PERSONALIZE YOUR PIGGY BANK***

Your piggy bank is full and it is time to deposit your savings into your account. Can you find your way to the credit union?



Start



Finish





# COLOR AND CUT OUT THE MONEY BELOW.

1 Cent



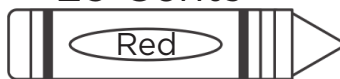
5 Cents






10 Cents



25 Cents



1 Dollar





Penny wants to go to the movies.  
Can you find out how much it will  
cost? Glue the correct amount of  
money next to the item shown.



**POPCORN**

**\$3.75**

\_\_\_\_\_



**TICKET**

**\$1.31**

\_\_\_\_\_



**CANDY**

**\$1.43**

\_\_\_\_\_



**SODA**


**\$1.15**

\_\_\_\_\_

Total: \_\_\_\_\_

# ***WHAT IS YOUR SAVINGS GOAL?***

Draw us a picture of what you're saving up for!



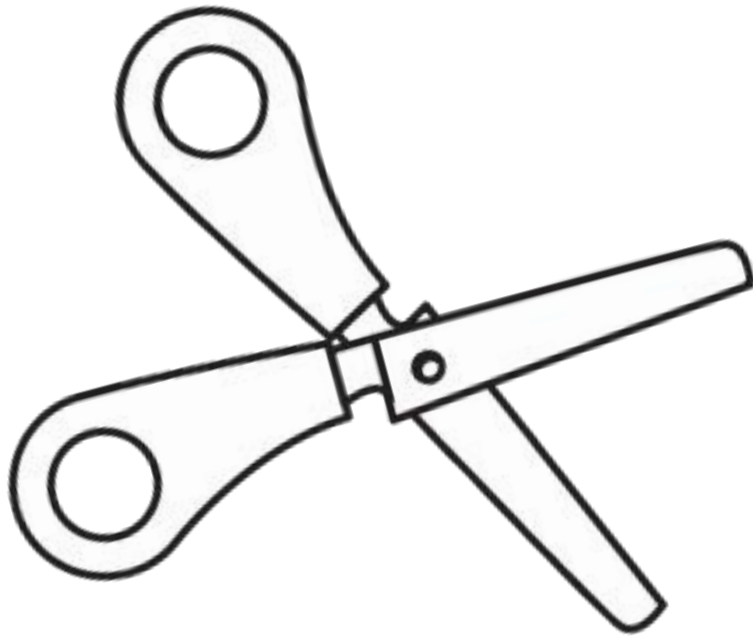
Blank rectangular box for labeling the top left of the jar.

Blank rectangular box for labeling the top right of the jar.

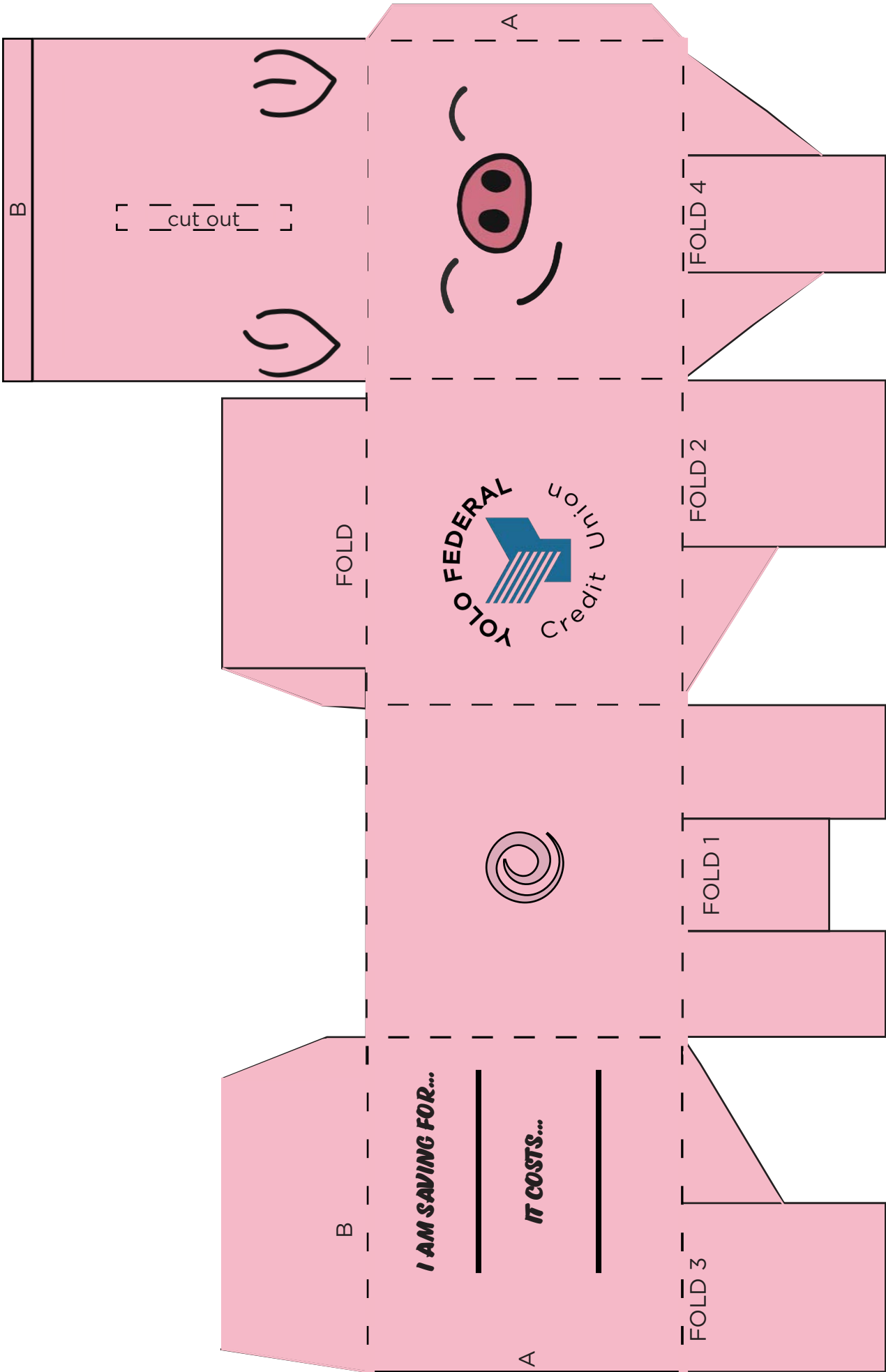


Blank rectangular box for labeling the bottom left of the jar.

Blank rectangular box for labeling the bottom right of the jar.



- 1. CUT OUT THE PIGGY BANK.***
- 2. FOLD ALONG THE DOTTED LINES.***
- 3. TAPE TOGETHER THE SIDES WITH THE MATCHING LETTERS.***
- 4. START SAVING!***



# WHY YOLO?

- ✓ Teach your kids the importance of saving.
- ✓ No minimum balance required.
- ✓ Monthly drawing of \$15 every time they make a deposit.



**DISCOVER THE LOCAL DIFFERENCE**

YoloFCU.org | (530)668-2700 |   

